


AQUA plate



Kit Contents:

- 1x AQUAplate Square
- 1x PotSock Square
- 5x Mesh Pots
- 5x Neoprene Collars
- 5x Foam Discs



Two AQUAplate Square Kits fit an easy2grow tray


**Strong, healthy plants
on a plate!**

- Grow free from substrate
- Direct access to nutrient rich water
- Adapt your AutoPot Watering System for aeroponic/hydroponic growing

Square Kit



Includes a PotSock Square for superior root control




1



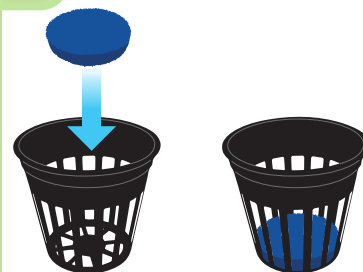
Assemble and connect your reservoir, tray and AQUAvalve (supplied separately).

2



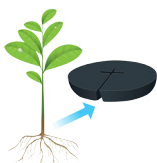
Fill your reservoir (supplied separately). Do not switch on.

3




Seat blue foam pad in the base of the mesh pot

4



Slot your plant into the black neoprene collar.

5a



5b



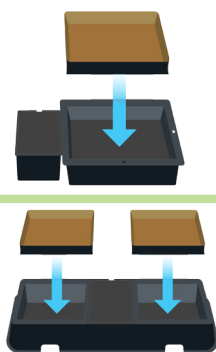
Fit black neoprene collar into mesh pot. Rooted plant plugs may also be used

6



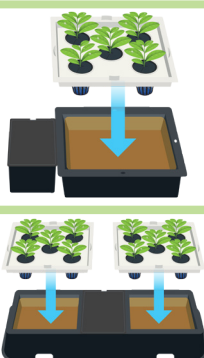
Place the mesh pot in the AQUAplate

7



Position tray so it is level. Insert PotSock, gold face up

8



Place the AQUAplate in your tray

9



Turn on your system

Tip 1

We recommend a target water temperature of 64-68°F / 18-20°C

Tip 2

Plants grown without substrate need lower doses of nutrient. Start at half strength and gradually increase.

Tip 3

Add an Airstone to the tray for even greater growth acceleration!